

Aimsweb & the First Two Years

The Good, the Bad, & the Ugly

Four Perspectives

- Why Use It? (5 min)
 - Becky Yellefs, SPED Director
- What is It and How to Use It? (20 min)
 - Comer Gaither, Intervention Specialist
- Two Examples? (10 min)
 - Jen Martin, School Psychologist
- What to make of all this? (10 min)
 - Jan Carpenter, Assistant SPED Director

The Vision Thing & Problems That Drive Change

The truth is that our finest moments are most likely to occur when we are feeling deeply uncomfortable, unhappy, or unfulfilled. For it is only in such moments, propelled by our discomfort, that we are likely to step out of our ruts and start searching for different ways or truer answers.

M. Scott Peck

Faced with the choice between changing one's mind and proving that there is no need to do so, almost everyone gets busy on the proof.

John Kenneth Galbraith

What is It ?

- A Specifically designed RTI Assessment System that can
 - Benchmark (3 times a year)
 - Strategic Monitor (monthly)
 - Progress Monitor (weekly)

- It Does this using Curriculum Based Measures (CBMs)
- These are paper-based assessments that last between 1-4 minutes (depending on assessment measure).
- The scores are then put into a web based application that generates a variety of reports.

- ### What Does it Measure
- K-1, Early Literacy
 - Letter Name, Letter Sound, Phonemic Segmentation, & Nonsense Words
 - K-1, Early Numeracy
 - Oral Counting, Number Identification, Quantity Discrimination, & Missing Number
 - K-1, Spanish Early Literacy
 - Letter Name, Letter Sound, Phonemic Segmentation, Reading Fluency, & Syllable and Word Spelling

- K-8, Oral Reading
- 1-8, Reading Comprehension
- 1-8, Spelling
- 1-8, Writing Expression
- 1-8, Mathematics
- Other 3rd Party Measures

AIMSWEB
CONTROLLING THE DATA TO LIBERATE

The Data: Get the MEDIAN score for 3 passages:

~~67~~ / 2 ~~85~~ / 8 ~~74~~ / 9

1 min. 1 min. 1 min.

1. Throw out the HIGH and LOW scores for Words Read Correct

AIMSWEB
CONTROLLING THE DATA TO LIBERATE

The Data: Get the MEDIAN score for 3 passages:

~~67~~ / 2 ~~85~~ / 8 ~~74~~ / 9

1 min. 1 min. 1 min.

2. Throw out the HIGH and LOW scores for the Errors.
Remaining scores = MEDIAN. → =74/8

3. Report this score in your AIMSweb account.

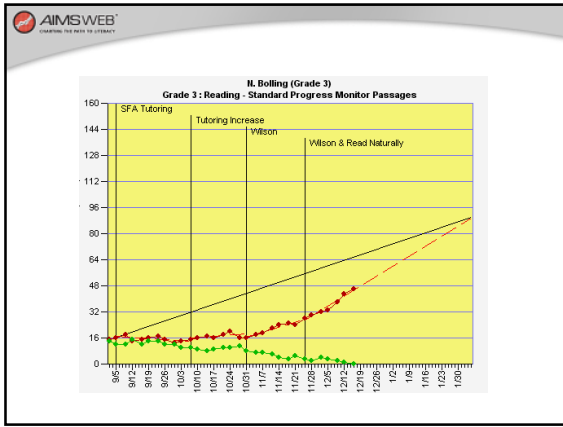
AIMSWEB
CONTROLLING THE DATA TO LIBERATE

Managing Data after Assessment:

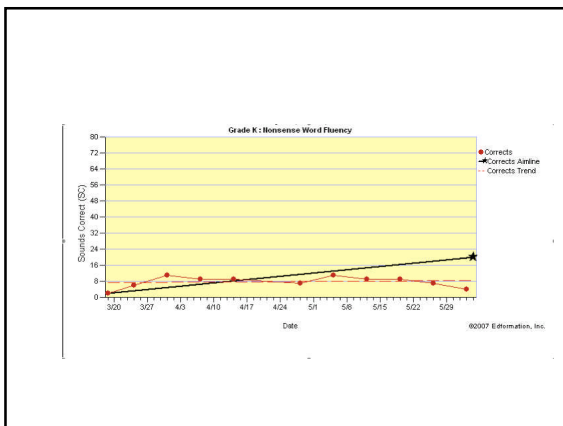
- Take median score for each student and report in AIMSweb System. =74/8
- AIMSweb instantly generates multiple reports for analysis and various decision-making purposes.

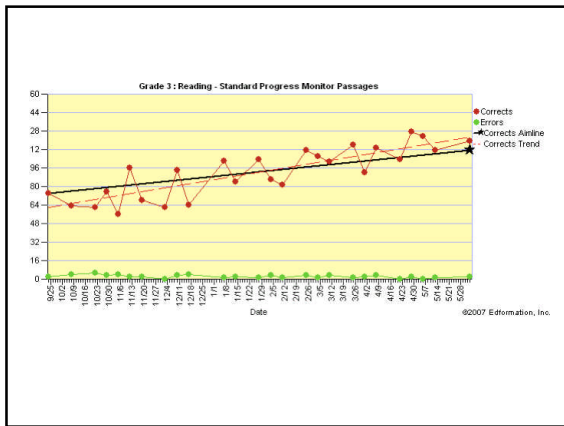
A few of the many reports available appear here:

S
A
M
P
L
E
S



Two Examples





What to Make of All of This

- Was this change a good thing?
- What would we do differently?

- Discrepancy vs RTI model from an eligibility point of view.

The Good

- Real Progress Monitoring
- Increased accountability
- Universally understood data, especially in regard to parents
- Facilitates the paradigm shift required for RTI

The Bad

- Aimsweb can not monitor students above 9th grade
- One more thing for teachers to deal with (program fatigue)
- Aimsweb is a very deep program with many features, and this can be overwhelming for some.

The Ugly

- An easy target for those who do not embrace a paradigm shift
- It takes time and organization
- Easy to be too ambitious too soon

Questions
